


ARE YOU RECYCLE-READY?


Preparation makes all the difference.

Pesticide & Fertilizer Containers up to 23 L

RINSE
Triple or pressure rinse to avoid product waste.

REMOVE & BAG
Discard booklets; bag containers; tie closed.



Pesticide & Fertilizer Totes & Drums

DRAIN
Empty & rinse containers to avoid product waste.


CLOSE
Keep all caps & closures in place; leave cages on 1,000 L totes.

RETURN


Return to the point of sale/participating ag retailer.

Check with them first to confirm which items they accept.

CHECKLIST

-  **Please prepare your materials correctly!** Only containers that are triple or pressure rinsed will be accepted.
-  Obtain free Cleanfarms collection bags from your ag retailer.

-  Large acreage farms may be eligible for free on-farm pickup. Details at cleanfarms.ca/western-canada-large-volume-ag-plastics-packaging-pickup.



SCAN HERE
to learn how & where to recycle.

cleanfarms.ca |  
877-622-4460 • info@cleanfarms.ca

